



Important Safety Guidelines for The Pocket Shot (Patented)

While The Pocket Shot can be used recreationally, it is NOT a toy. Check your local laws for age restrictions. Anyone under the age of 16 should have adult supervision during operation. ALWAYS wear eye protection. You can order it from our website or at a local hardware store.

NEVER AIM OR SHOOT THE POCKET SHOT AT A PERSON. Doing so may result in serious injury.

Know what your target is and what is behind it. Always shoot The Pocket Shot in an area that is well lit. Make sure you have an adequate backstop for your target. Keep bystanders, children and viewers behind shooter at all times while shooting The Pocket Shot. These products are made of synthetic materials and are subject to imperfections and possible failure at any time. Inspect the pouch, its assemblies and the ring/frame before each shot for any signs of wear, breakage or cracks.

DO NOT SHOOT IF POUCH OR FRAME IS WORN OR DAMAGED IN ANY WAY! Replace damaged or torn pouch immediately and retire a damaged frame. Do not shoot at hard surfaces or at the surface of water. Slingshot ammo may bounce off or ricochet and hit someone or something you did not intend to hit. The Pocket Shot is designed to shoot paintballs, airsoft pellets and slingshot ammo only.

DO NOT shoot metal BBs, rocks, glass, or any other type of sharp object. Doing so may result in serious injury. Do not stretch the pouch to an unreasonable length when firing. The Pocket Shot is most accurate and desirable to fire at approximately 8-10 inches stretched (depending on elastic pouch type).

DO NOT alter or modify The Pocket Shot in anyway other than those recommended by the Pocket Shot LLC using Pocket Shot accessories. The Pocket Shot is intended to be used outdoors only. Ricochets and injuries may result from indoor use. The Pocket Shot may be lethal to small animals. It is user's responsibility to follow local laws and regulations regarding hunting and/or animal cruelty.

DO NOT fire The Pocket Shot with cap on. Make sure cap is removed before use. (FIG. 3)

DO NOT fire more than one round of ammo at a time. Follow The Pocket Shot care guidelines as listed.

DO NOT Shoot with watch-face turned inside on wrist.

DO NOT pull arrow inside whisker cap when shooting with standard, pro, or arrow pouch. Full length arrows 29 in. + should be used with the arrow kit.

Instructions for Shooting

The Pocket Shot ammo will seat itself at the bottom of the pouch automatically because of its unique design. Shooter should grip the pouch in front of the ammo (towards the open end of the ring) but behind the "power fins" when shooting while the other hand grips the outer ring. (FIG. 4)

Aim at target while pulling back pouch approx. 8-10 inches, and let go of the pouch while keeping a firm grip on the outer ring. DO NOT over-stretch. *Tip: It is best to pull back the pouch and let go quickly rather than to hold it stretched while aiming for any length of time.* When firing, make sure when you let go of the pouch that it is aligned to go straight through the base ring and not to fire an object to the inner side of the ring. Doing so may result in your ammo hitting the side of the inner ring and ricocheting or exploding (in the case of a paintball).

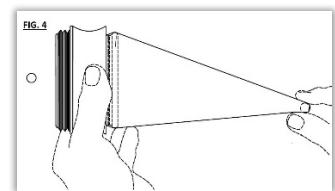
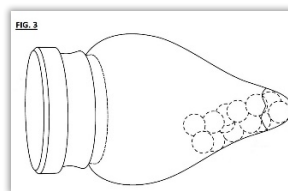
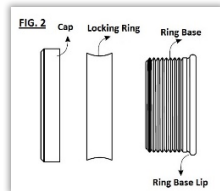
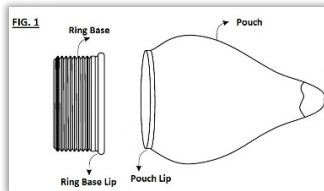
The Pocket Shot Care Guidelines

Store your pouches in a cool dry place. Pouches will dry out if stored in a hot dry environment. This will create cracked and brittle latex subject to tearing. Pouches will be less tacky if a small amount of baby powder is used inside the pouch before firing. Avoid getting pouch wet (If this occurs dry as soon as possible with a cloth). Do not over stretch latex pouch. Do not freeze pouch.

The Pocket Shot Assembly

To assemble The Pocket Shot, the pouch lip should be placed over the lip of the ring base. (See FIG. 1) Screw the locking ring down to the bottom of the ring base (See FIG 2.) The Cap can be turned around and used as a key to fit inside base ring to tightened and loosen pouch from base ring.

IMPORTANT: DO NOT SCREW THE RING TOO TIGHTLY TO THE RING BASE. Doing so may result in tearing of the pouch or difficulty disassembling the two parts. Screw cap on ring when Pocket Shot is not in use. (FIG. 3.) The Pocket Shot can be stored in packing tube for safe keeping.



Liability Disclaimer

Upon purchase and/or use, you agree not to hold The Pocket Shot LLC and its owners, heirs, or employees of any and all product liability. You agree that the above mentioned will not be held responsible or liable for any consequential, direct or indirect or special loss, injury, or accidents caused by the slingshots, the pouch, ammo or any other items that we produce, promote, and/or sell. In all cases, the user assumes full responsibility and all risk associated with the use of our products. It is you (the user's) responsibility to check with local laws in order to be compliant regarding slingshots, ammo and any other products that we produce, promote, and/or sell. Our products are not to be purchased by anyone under 18 years of age. We strongly advise parents to supervise their children at all times whenever they are using the Pocket Shot. If you have any further questions regarding safe use and/or liability, please contact us using our website.

Thank you for your purchase of The Pocket Shot! Visit us at: www.ThePocketShot.com